



Section 3 Access the LTLTI Program

Step 1 – Go to www.bu.edu/caderonline

(you should see the webpage below)

The screenshot shows a web browser window with the address bar displaying www.bu.edu/caderonline/. The page features a large image of an elderly man and a woman in conversation. Below the image is the text: *Gain the knowledge and skills essential for effective practice in the aging services field*. To the right of the image are three colored boxes with the following text:

- NEW TO BU?**
Get a web account to begin your program
- SIGN UP AND REGISTER**
Log in with your web account, update your profile and select your course or program
- LOG IN TO ACCESS YOUR COURSE**
Log in using your web account to access your course or program


Below the main image is an "About Us" section with the text: "The Institute for Geriatric Social Work (IGSW) is dedicated to strengthening the workforce for an aging society through educational innovation, workforce change, and research. Located at Boston University School of Social Work, IGSW builds upon the School's historical commitment to the aging field and current strength in gerontological teaching, research and training." A small thumbnail image is visible in the bottom right corner of the main content area.

At the bottom of the page is a dark footer containing the Boston University logo on the left and navigation links: "Boston University | Search | Directory | Contact | BU Today" on the right.



Step 2 – When you are ready to begin your online course, click on *Log in to Access Your Course*
(you should see the webpage below)

www.bu.edu/cadonline/



Gain the knowledge and skills essential for effective practice in the aging services field


NEW TO BU?
Get a web account to begin your program

SIGN UP AND REGISTER
Log in with your web account, update your profile and select your course or program

LOG IN TO ACCESS YOUR COURSE
Log in using your web account to access your course or program

About Us

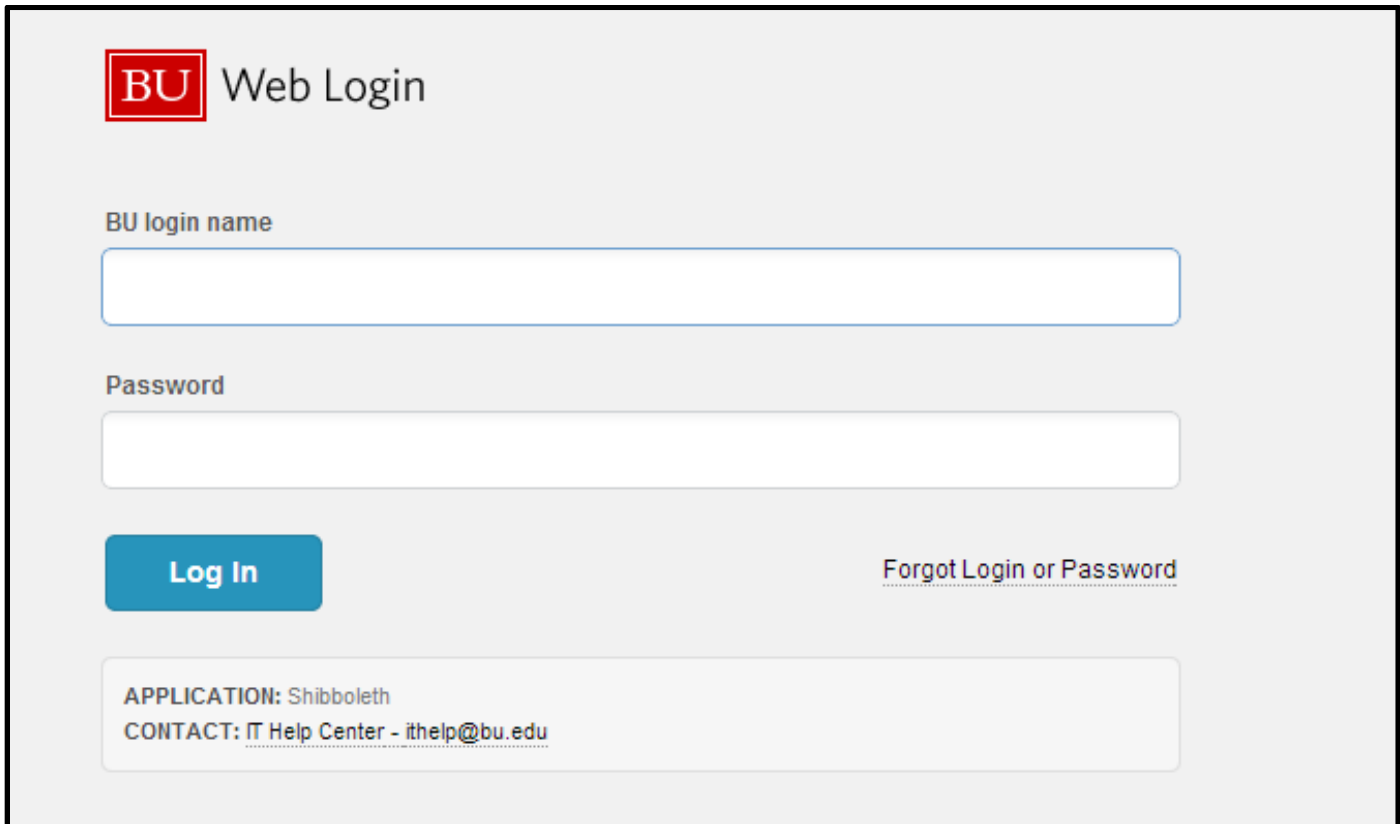
The Institute for Geriatric Social Work (IGSW) is dedicated to strengthening the workforce for an aging society through educational innovation, workforce change, and research. Located at Boston University School of Social Work, IGSW builds upon the School's historical commitment to the aging field and current strength in gerontological teaching, research and training.





Step 3 – Enter your BU Login Name (your email address) and your Password to begin the online course

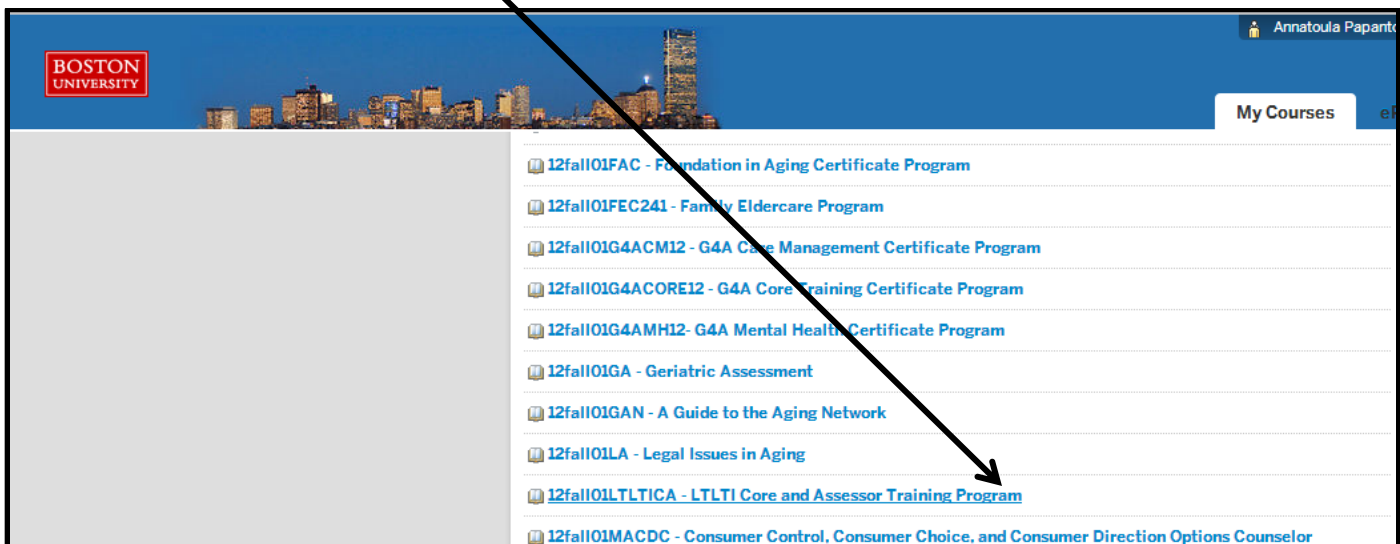
(you should see the webpage below)



The image shows the BU Web Login page. At the top left is the BU logo and the text "Web Login". Below this are two input fields: "BU login name" and "Password". A blue "Log In" button is positioned to the left of a link that says "Forgot Login or Password". At the bottom of the page, there is a box containing the text: "APPLICATION: Shibboleth" and "CONTACT: IT Help Center - ithelp@bu.edu".

Step 4 – Click on the **LTLTI Core and Assessor Training** link

(you should see the webpage below)



The image shows a course list page from Boston University. The header includes the BU logo and the name "Annatoula Papant". A "My Courses" button is visible in the top right. The main content is a list of courses, each with a small icon and a title. The course "12fall01LTLTICA - LTLTI Core and Assessor Training Program" is highlighted with a blue background, and a black arrow points to it from the text above. Other courses listed include "12fall01FAC - Foundation in Aging Certificate Program", "12fall01FEC241 - Family Eldercare Program", "12fall01G4ACM12 - G4A Case Management Certificate Program", "12fall01G4ACORE12 - G4A Core Training Certificate Program", "12fall01G4AMH12 - G4A Mental Health Certificate Program", "12fall01GA - Geriatric Assessment", "12fall01GAN - A Guide to the Aging Network", "12fall01LA - Legal Issues in Aging", and "12fall01MACDC - Consumer Control, Consumer Choice, and Consumer Direction Options Counselor".



Step 5 – Select a course by clicking on the course title

(you should see the webpage below)

The screenshot shows a course management system interface. At the top, there is a blue navigation bar with the Boston University logo on the left and user information (Anatoula Papantonakis) and navigation links (My Places, Home, Help, Logout) on the right. Below this is a white header with 'My Courses', 'ePortfolio', 'Content Collection', and 'System Admin'. The main content area is titled '12fall01LTLTICA - LTLTI Core and Assessor Training Program LTLTICA_sprg1' and 'Home Page'. On the left, there is a sidebar with a course management menu including 'Control Panel', 'Content Collection', 'Course Tools', 'Evaluation', 'Grade Center', and 'Users and Groups'. The main content area features a 'Home Page' section with buttons for 'Build Content', 'Assessments', 'Tools', and 'Publisher Content'. Below this, there are logos for 'PDA pennsylvania DEPARTMENT OF AGING' and 'PA pennsylvania OFFICE OF LONG-TERM LIVING'. The main heading is 'LTLTI Core and Assessor Training Program' with the subtitle 'Center for Aging and Disability Education and Research'. Underneath, there are three sections: 'Program Overview and Information', 'Pennsylvania Core Training', and 'Pennsylvania State Assessor Training', each with 'Enabled: Statistics Tracking'. Two black arrows originate from the text above: one points to the 'LTLTI Core and Assessor Training Program' heading, and the other points to the 'Pennsylvania State Assessor Training' section.



Step 6 – Begin your course!

(you should see the webpage below)

The screenshot shows a Blackboard LMS interface for a course titled "12fall01LTLTICA - LTLTI Core and Assessor Training Program LTLTICA_sprg1". The user is logged in as Annatoula Papantonakis. The page features a navigation menu on the left with options like Home Page, Announcements, and My Grades. A central "Table of Contents" lists 29 topics, including "1. Pennsylvania Core Training" and "2. Learning Objectives and". A main content area displays a banner for "Core Training" with the Pennsylvania state seal and photos of diverse individuals. Below the banner is a pink "Pre-Course Assessment" box with a red warning icon and a link to a SurveyMonkey evaluation. The page concludes with an "Introduction" section.

Table of Contents

- 1. Pennsylvania Core Training
- 2. Learning Objectives and
- 3. Introduction to Pennsyl
- 4. Coordination
- 5. Consumer Choice, Self-
- 6. Concepts
- 7. The Impact of Advocacy
- 8. The Independent Living
- 9. Discussion 1: The Indep
- 10. Deinstitutionalization
- 11. Public Policy and Trec
- 12. History of Consumer C
- 13. Populations: Introd
- 14. An Aging Society
- 15. Profile of Older Americ
- 16. Discussion 2: Profile of
- 17. The Demographics of
- 18. Healthy Aging
- 19. Aging in Place
- 20. Medical Conditions th
- 21. Sensory Changes:Visic
- 22. Mental Health Condi
- 23. Anxiety in Later Life
- 24. Schizophrenia, Delusio
- 25. Alzheimer's Disease a
- 26. Substance Use and Ab
- 27. Difference between S
- 28. The Stigma of Mental
- 29. Diversity in Older Adul

Pre-Course Assessment

Please click the link provided below to take a brief self-assessment evaluation before beginning this course.

<https://www.surveymonkey.com/s/CoreTrainingPreEvaluation>

Introduction

This course is designed to strengthen the quality of services and supports provided in Pennsylvania's long-term living programs. These programs are based on the premise that persons with disabilities and older adults who receive services must have a role in determining how those services are delivered. Workers in Pennsylvania's long-term living programs have the opportunity to use their knowledge and skills to